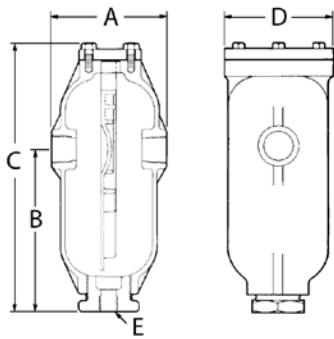
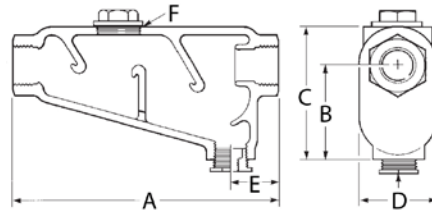


MOISTURE SEPARATORS

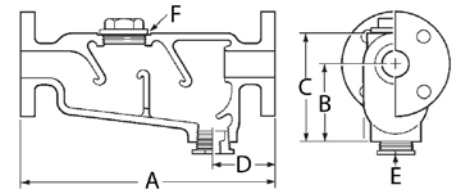
MS SERIES – Cast Iron



Model MST-200CI



Model MST-150CI



Model MSF-125CI

OPERATION

As steam or compressed air enters the oversized separator chamber the decreased velocity and internal baffle both aid in the separation of moisture and contaminants.

RATINGS

Model MST-200CI

PMO (Maximum Operating Pressure): 200 psig
TMO (Maximum Operating Temperature): 388°F

Model MST-150CI

PMO (Maximum Operating Pressure): 150 psig
TMO (Maximum Operating Temperature): 366°F

Model MSF-125CI

PMO (Maximum Operating Pressure): 125 psig
TMO (Maximum Operating Temperature): 353°F

MATERIALS

Part	Description
Body	Cast Iron (ASTM A126)
Plug	Malleable Iron
Gasket	Graphite

INSTALLATION

Install in a horizontal pipeline with the drain pointed downwards and the flow in the direction of the indication arrow on the body. The recommended drain trap is a modulating float operated type

SIZING

Normally selected by pipe size provided the piping size has been selected within reasonable velocities. For factory sizing, please provide the range of flows and pressures anticipated. Pressure drops will not normally exceed an equivalent length of pipe.

DIMENSIONS & WEIGHTS

Model MST-200CI

Size		A		B		C		D		E		F		Weight	
mm	in	mm	in	mm	in	mm	in	mm	in	mm	in	mm	in	kg	lbs
15	1/2	90	3-1/2	124	4-7/8	225	8-7/8	85	3-3/8	15	1/2	--	--	4.5	10
20	3/4	115	4-1/2	155	6-1/8	263	10-3/8	111	4-3/8	15	1/2	--	--	6.8	15
25	1	152	6	225	8-7/8	381	15	144	5-5/8	15	1/2	--	--	11.3	25

Model MST-150CI

Size		A		B		C		D		E		F		Weight	
mm	in	mm	in	mm	in	mm	in	mm	in	mm	in	mm	in	kg	lbs
32	1-1/4	346	13-5/8	111	4-3/8	155	6-1/8	90	3-1/2	15	1/2	15	1/2	13.6	30
40	1-1/2	305	12	111	4-3/8	155	6-1/8	90	3-1/2	15	1/2	15	1/2	13.6	30
50	2	393	15-1/2	165	6-1/2	206	8-1/8	118	4-5/8	15	1/2	15	1/2	22.6	50

Model MSF-125CI

Size		A		B		C		D		E		F		Weight	
mm	in	mm	in	mm	in	mm	in	mm	in	mm	in	mm	in	kg	lbs
65	2-1/2	406	16	180	7-1/8	231	9-1/8	144	5-5/8	20	3/4	15	1/2	38.5	85
80	3	482	19	187	7-3/8	263	10-3/8	152	6	25	1	15	1/2	45.3	100
100	4	695	27-3/8	238	9-3/8	340	13-3/8	200	7-7/8	25	1	15	1/2	74.8	165

Colton has a policy of continuous product research and improvement and reserves the right to change design and specifications without notice



Tel: 1-888-300-9155 Fax: 1-888-300-9160 www.COLTONIND.com info@coltonind.com